



ASKARO®

TERRAZO TILES

PRODUCT
Catalogue

www.askaro.com.tr

ISO 9001-2008   TS-213-1,2 / EN 13748-1,2 / TSE 14843 / GOST "TOCT"



We are colouring Surfaces
with the inspiration coming from nature
for 46 years...

ESTABLISHED
IN 1974
BY BEKİR
OVACILLI

www.askaro.com.tr

CONTENTS

AS KARO®

CORPORATE.....	2-3
WHY AS KARO	4-5
SURFACE AND SIZE OPTIONS	6-7
FACADE	8-13
FACADE INSTALLATION DETAILS.....	14-15
INSTALLATION PHOTOS	16-17
TERRAZZO INTERIOR MARBLE AGGREGATED TILES	18-27
TERRAZZO INTERIOR GRANITE AGGREGATED TILES	28-29
TERRAZZO INTERIOR QUARTZ / SILICA AND MARBLE AGGREGATED TILES	30-33
SPECIAL PRODUCTION TERRAZO TILES	34-35
TERRAZZO INTERIOR QUARTZ / SILICA AGGREGATED TILES	36
TERRAZZO HEAT RESISTANT TILES	37
TERRAZZO EXTERIOR WASHCONCRETE TILES	38-49
TERRAZZO EXTERIOR PAVEMENT TILES.....	50-53
TERRAZZO EXTERIOR PERCEIVABLE AGGREGATED TILES	54-55
QUARTZ / SILICA AGGREGATED TERRAZO TILES FOR EXTERNAL USE	56-59
MARBLE AND GRANIT AGGREGATED TERRAZO TILES FOR EXTERNAL USE	60-63
BASALT AND ANDESITE AGGREGATED TERRAZO TILES FOR EXTERNAL USE ..	64-67
RAISED TILING SYSTEM	68-69
PRECAST STAIR STEPS	70-72
STEP AND TILE ACCESSORIES PLINTHS AND COLD FRAMES	73
WIBDOWSILL - PARAPET/BULWARK - COPING	74-75
REFERENCES FOR STAIR STEPS	76-77
REFERENCES	78-102
TECHNICAL INFORMATION	103-106

FOR 46 YEARS

AS KARO was founded by Bekir Ovacılı on 1974 in Tarsus - Mersin. AS KARO; has created its corporate culture on customer satisfaction basis by harmonizing knowledge and experience transferred from the previous generation with continuous research/development and contemporary designs.

AS KARO produces structural members for creating liveable, pleasant spaces for 46 years with that corporate culture.

AS KARO is established on 45.000 m2 area; and produces daily 5000 m2 floor covering, 1000 m2 facade and 800 metre net precast products with its experienced staff working with team spirit and technological infrastructure.

Today, AS KARO has product range with more than 1200 kinds and always presents new options in building finishing elements to constructors, architects, engineers and end users through the advanced technology used in production as well as research and development studies.

AS KARO; as one of the leading companies directing building finishing members sector of our country; makes exports to total 30 countries principally as Australia, Norway, U.K., Azerbaijan, Iraq, Libya, Germany, T.R.N.C., Jordan, Russia, the Netherlands, Italy, Israel, Sweden, England, French, America, Afrika and Switzerland.

AS KARO has ISO 9001:2015 Quality Management System and CE Building Materials Directive compliance, TS 213-1 EN 13748-1 (Interiors), TS 213-2 EN 13748-2 (Exteriors), TS 13631 (Stair Steps) Quality Standards certificates.



WHY AS KARO?



WHY TILES?

Tiles, when compared with similar products such as marble, ceramic, terrazo is initially economic and have long life and homogeneous colour, anti-slip surface and hygienic terrazo. Colour and pattern sets may be created for exteriors, resistant against shocks, heat, frost, corrosion proof, may be produced in any shape and same product can be found even after many years.

WHY AS KARO?

AS KARO follows all world wide developments in its sector since its foundation and invested its earnings from this work again to its work. AS KARO combined more than 45 years of knowledge and experience with continuously renewed production technology and successful product research - development, and has justified proud of being a sector leader with maintained customer satisfaction, quality, speed and capacity.

STEAM CURING

All products manufactured by AS KARO are dried by steam curing method. This method is the most advanced method used by World's leading major manufacturers. The product dried with this method eliminates water requirement and all pieces are produced with the same quality.

PRODUCT DELIVERY IN 2 DAYS

Terrazzo tiles can be delivered in 2 days through wide production capacity, steam curing system and advanced production technology of AS KARO.

CUSTOM PRODUCTION FOR PROJECTS


AS KARO can manufacture custom products for every project thanks to its advanced production technology and flexible production structure.

PRODUCT CONCEPT

Colour, pattern concepts can be created in all products manufactured by AS KARO depending on request of architecture and engineers and requirements of projects. For instance; all products used at exteriors and park gardens and even rain gutters may be manufactured with the same pattern and colour with terrazzo tile used at interiors.

ALWAYS ADVANCED MANUFACTURING TECHNOLOGY

AS KARO closely monitors technological developments in the World regarding building finishing members and continuously renews its manufacturing technology.



WHY AS KARO?



LEADER IN PRODUCT DEVELOPMENT AND RESEARCH

AS KARO is the leader of its sector in research and product development. Data, examinations, recommendations compiled from engineers and architects on site are used for improving the product quality and creating new products in its own laboratory.

PRODUCTS ARE EXCLUSIVE AND AT WORLD QUALITY STANDARDS

AS KARO makes tiny distinctions at manufacturing stage and quality control. Its products are always same regarding quality and standard and at World quality standards.

HEAT RESISTANT - HEAT INSULATED-DONA-ASIDE-SHOCK RESISTANT AND ANTI-SKIDDING

AS KARO can manufacture products those are heat resistant, heat insulated, frost proof and resistant against shocks and acid with pH levels from 4 to 13. Also, all products are corrosion-resistant, ageless and non-slipping.(If you want these special production tiles, please inform As Karo separately with your request.)

100 % NATURAL

All products manufactured by AS KARO are 100% natural and not contain any chemical substances. Products such as marble, quartz, granite are linked together with cement through advanced manufacturing technology as they are received from the nature.

100 % LOCAL

AS KARO utilizes 100% local raw materials in all manufactured products. Furthermore, it provides foreign currency for our country through products exported from European countries to Australia.


LIGHT AND FLEXIBLE

All products of AS KARO are light and flexible by virtue of the advanced manufacturing technology. Therefore, AS KARO products are easily recognized.

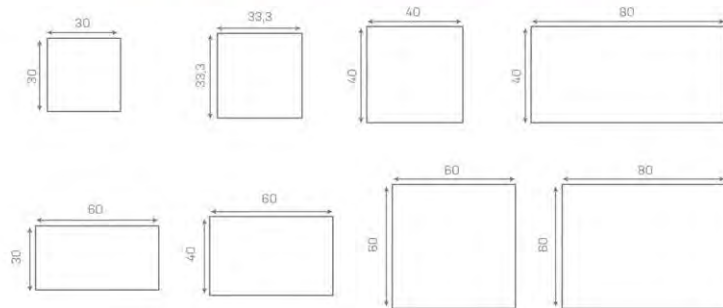
DURABLE

AS KARO works rigorously with its expert staff from raw material selection until manufacturing stage and in all stages from quality control until product research and development. Thus, quality of all products is single type and durable.

SURFACE OPTIONS



FLOOR AND WALL COVERING DIMENSIONS (CM)



SIZE OPTIONS (CM)

30x30x1,6-3,0	33,3x33,3x1,6-3,0	40x40x1,8-4,0	40x80x1,8-4,0
30x60x2,2-3,2	40x60x2,2-3,2	60x60x2,2-3,2	60x80x2,2-3,2


ORDER TODAY, RECEIVE TOMORROW!

<p>L STAIR L=Max 220cm/H=14-20cm G=75-40cm/K=3,5-4,5cm</p>	<p>L FLAT STAIR L=Max 220cm/H=14-22cm G=20-40cm/K=3,5-4,8cm</p>	<p>FLAT STAIR L=Max 220cm/H=14-22cm G=75-40cm/K=3,5-8cm</p>	<p>FLAT STAIR L=Max 220cm/H=14-22cm G=20-40cm/K=3,5-8cm</p>	<p>ROTARY STAIR L=Max 220cm/H=14-20cm GG1=9x8cm E= (Max 60cm) K=3,5-4,5cm</p>
<p>BLOCK STAIR L=Max 220cm/H=10cm G=30-40cm/K=3,5-4,5cm</p>	<p>BLOCK LANDING LATH L=Max 220cm/H=10cm G=30-40cm/K=3,5-4,5cm</p>	<p>L SKIRTING L=Max 45cm/H=15-20cm G=2cm/H=6cm</p>	<p>L SKIRTING L=Max 40cm/H=15-20cm G=2cm/H=6cm</p>	<p>ROTARY STAIR L=Max 220cm/H=14-20cm GG1=9x8cm E= (Max 60cm) K=3,5-4,5cm</p>
<p>FLAT WINDOW SILL L=Max 220cm/H=2,7-4cm G=11-40cm</p>	<p>L WINDOW SILL L=Max 220cm/H=6-15cm G=11-45cm/K=3-4,3cm</p>	<p>L CAPSTONE L=Max 220cm/H=6-15cm G=11-45cm/K=3-4,5cm</p>	<p>U CAPSTONE L=Max 220cm/H=6-10cm G=15-40cm/K=3-4,5cm</p>	<p>U CAPSTONE L=Max 220cm/H=10-20cm G=15-40cm/K=3,5-4,5cm</p>
<p>CORNER U CAPSTONE L1,2,3,4/H1/H2/G1/G2/H=6-20cm G=15-100cm/K=3-4,5cm</p>	<p>CORNER MEMBER L=100-230cm/H=15-30cm G=25-50cm/K=4cm</p>	<p>SPRING CAPSTONE L=Max 200cm/H=3-4,5cm G=15-35cm</p>	<p>FLAT SKIRTING L=30-90/H=6-10cm G=1,6-2cm</p>	<p>CHAMFERED SKIRTING L=10-60/H=6-10cm K=1,6-2cm</p>
<p>WATER CONDUIT L=100-200/H=18cm H1/H2/G=10cm</p>	<p>DOWNSPOUT L=35/H=8,5cm G=28cm</p>	<p>KERB L=50cm/H=18cm G=12cm</p>	<p>TREE FRAMEWORK L=120/H=18cm G=12cm</p>	<p>CORK</p>
<p>FLOWER BED R=14,5cm/H=68cm</p>	<p>FLOWER BED R=70cm/H=50cm</p>	<p>FLOWER BED R=70cm/H=50cm</p>	<p>FLOWER BED R=56,69cm</p>	<p>BEARING FOOT R=58cm/H=50cm H=12cm</p>
<p>STEP STONE RECTANGLE R=6,9cm/D=30-60cm L=100-200cm</p>	<p>STEP STONE CIRCULAR H=6-9cm/R=50-90</p>	<p>SITTING GROUP</p>	<p>ELEVATOR COATING</p>	
<p>BANKS</p>				

Cladding plates with total 6000 models and patterns in 5 different surface alternatives with 1200 different colours are manufactured by AS KARO depending on your request.

- ▶ Claddings are applied through mechanic anchorage system.
- ▶ Does not require paint, color does not fade, homogeneous color.


Floor coverings can be manufactured in same sizes with all facade models available in our catalogue.



All our products given in this catalogue can be manufactured in sets as given in this table regarding colour and pattern.

Terrazzo Tile	Stair Step L Shaped Flat (Tread + Riser) L Flat Stair Block Stair	Windowsill Flat L Shape	Capstone Flat L Shaped U Shaped	Corner Coating L Shaped	Landscaping Kerb Water Spout Step Stone	Flower Bed Banks Landmark	FACADE
✓	✓	✓	✓	✓	✓	✗	✓







Size Options (mm)	Thickness Options (mm)		Surface Options
	Single Layer		
	Standard	Other	
600x600	28	22-32	Polished / Honed / Sand Blasted / Brushed / Deep Sandblasting
600x297	28	22-32	Polished / Honed / Sand Blasted / Brushed / Deep Sandblasting
600x400	28	22-32	Polished / Honed / Sand Blasted / Brushed / Deep Sandblasting
600x600	28	22-32	Polished / Honed / Sand Blasted / Brushed / Deep Sandblasting
800x400	28	22-32	Polished / Honed / Sand Blasted / Brushed / Deep Sandblasting

Note: Note: In facade coating deep sandblasting products due to the type and structure of the stone edges natural looking broken a structure.

As the result of researches performed for being able to make facade TERRAZZO coverings in a healthy way, it was determined that the most healthy installation type is to install TERRAZZO Tiles on the building via anchorage systems.


Most common anchorage system is the rail system and performing TERRAZZO coverings on buildings according to this system provides considerable advantages.

We can list advantages of rail system that is completely made as steel construction against bonding as below.

Bonded natural stones and terrazzo tiles fall in time. Such a problem is not experienced in installations performed with this anchorage system.

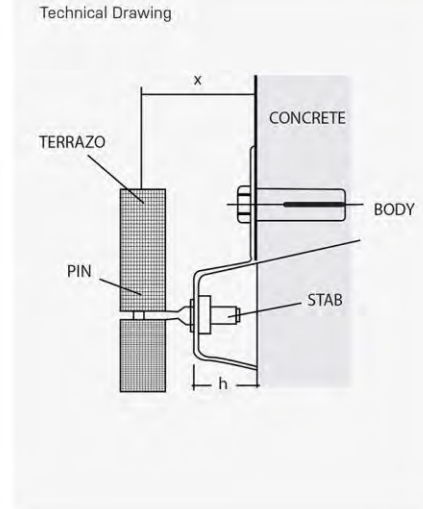
An area is not created for insulation in bonding system; however this area is created for insulation in anchorage system.

A certain order of natural stones and terrazzo tiles can be maintained as equal to evenness of concrete in bonding system, but order can be maintained with easy setting in anchorage systems.

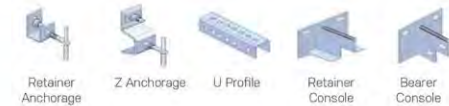


TECHNICAL DATA

It can be safely used for installation of stones up to 80 kg in all sizes and min. 20 mm thickness. It can be fixed in concrete via M8 steel dowel or to hanger profiles via M8 bolt set. Distance between fixed surface and stone axis may vary between (x) 4 cm and 16 cm. The trunk, stud bolt and pin comprising the system are made of AISI 304 grade stainless steel. 4 mm pin is recommended for stones with 2 cm thickness and 5 mm pin is recommended for higher thicknesses.



MATERIALS USED






TERRAZZO INTERIOR MARBLE AGGREGATED TILES

AS KARO

Crushed marble aggregates with 0-30 mm size are combined with 450 dose cement and manufactured by processing depending on the requested surface. Surfaces of terrazzo tiles used at interiors are polished and honed. They can be manufactured with hundreds of different colours via unfading oxide paints. There are 1200 different models in our current colour chart. They do not contain chemical substances, not harmful for health and hygienic. Stair tepts, windowsill, capstone, plinth, etc. can be manufactured as a set with selected product model.

Note: Turkish pose numbers are between 15.400.1001 and 15.400.1005 in unit price tariffs.



TERRAZZO INTERIOR MARBLE AGGREGATED TILES

AS KARO




All our products given in this catalogue can be manufactured in sets as given in this table regarding colour and pattern.

Terrazzo Tile	Stair Step L Shaped Flat (Tread + Riser) L Flat Stair Block Stair	Windowsill Flat L Shape	Capstone Flat L Shaped U Shaped	Corner Coating L Shaped	Landscaping Kerb Water Spout Step Stone	Flower Bed Banks Landmark	FACADE
✓	✓	✓	✓	✓	✓	✗	✓



TERRAZZO INTERIOR MARBLE AGGREGATED TILES

AS KARO




TERRAZZO INTERIOR MARBLE AGGREGATED TILES

AS KARO




TERRAZZO INTERIOR MARBLE AGGREGATED TILES

AS KARO



TERRAZZO INTERIOR MARBLE AGGREGATED TILES

AS KARO



Kirsehir Police School



Osmaniye Elit Rupa Emlakçı

Size Options (mm)	Thickness Options (mm)				Surface Options
	Single Layer		Double Layer		
	Standard	Other	Standard	Other	
300x300	16	14-20	30	30-35	Polished / Honed
333x333	16	16-20	30	30-35	Polished / Honed
400x400	18	18-30	33	30-40	Polished / Honed
300x600	27	22-32	-	-	Polished / Honed
400x600	27	22-32	-	-	Polished / Honed
600x600	27	22-32	-	-	Polished / Honed
600x800	27	22-32	-	-	Polished / Honed





Police School



Yozgat Yusuf Ziya School



Doğan Tekstil Spinning Mill



Çimsa




Arbel Pasta Factory



Forum Shopping Mall



Elit Spinning Mill



Forum Shopping Mall




Safranbolu Amusement Center

TERRAZZO INTERIOR GRANITE AGGREGATED TILES

AS KARO

Crushed granite and marble aggregates with 0-30 mm size are combined with 450 dose cement and manufactured by processing depending on the requested surface. Surfaces of terrazzo tiles used at interiors are polished and honed. They can be manufactured with hundreds of different colours. They do not contain chemical substances, not harmful for health and hygienic. Hardness of granite marble is higher than normal marbles. Therefore, products made of granite mosaic have higher resistance. Stair steps, windowsill, capstone, plinth, etc. can be manufactured as a set with selected product model.

Note: Turkish pose numbers are between 15.400.1101 and 15.400.1105 in unit price tariffs.



All our products given in this catalogue can be manufactured in sets as given in this table regarding colour and pattern.

Terrazzo Tile	Stair Step L Shaped Flat (Tread + Riser) L Flat Stair Block Stair	Windowsill Flat L Shape	Capstone Flat L Shaped U Shaped	Corner Coating L Shaped	Landscaping Kerb Water Spout Step Stone	Flower Bed Banks Landmark	FACADE
✓	✓	✓	✓	✓	✓	✗	✓



Size Options (mm)	Thickness Options (mm)				Surface Options
	Single Layer		Double Layer		
	Standard	Other	Standard	Other	
300x300	16	16-20	30	30-35	Polished / Honed
333x333	16	16-20	30	30-35	Polished / Honed
400x400	16	16-30	33	30-40	Polished / Honed
300x600	27	22-32	-	-	Polished / Honed
400x600	27	22-32	-	-	Polished / Honed
800x600	27	22-32	-	-	Polished / Honed
600x800	27	22-32	-	-	Polished / Honed


%80 Marble %20 Quarts and silica aggregates are manufactured by being combined with high dose cement. Process is performed depending on the requested surface. Surfaces of terrazzo tiles used at interiors are honed and matte. The percentage of quarts-silica and marble can change according to the customer needs.

Hardness level of silica and quartz is 8. This hardness is within the group of stones those can be scratched by applying force with riffler.

Note: Turkish pose numbers are between 15.400.1201 and 15.400.1205 in unit price tariffs.



We can add 20% and 30% quartz additives to all products in the series without any color and texture changes.




All our products given in this catalogue can be manufactured in sets as given in this table regarding colour and pattern.


Terrazzo Tile	Stair Step L Shaped Flat (Tread + Riser) L Flat Stair Block Stair	Windowsill Flat L Shape	Capstone Flat L Shaped U Shaped	Corner Coating L Shaped	Landscaping Kerb Water Spout Step Stone	Flower Bed Banks Landmark	FACADE
✓	✓	✓	✓	✓	✓	✗	✓



Size Options (mm)	Thickness Options (mm)				Surface Options
	Single Layer		Double Layer		
	Standard	Other	Standard	Other	
300x300	16	14-20	30	30-35	Polished / Honed / Brushed
333x333	16	16-20	30	30-35	Polished / Honed / Brushed
400x400	18	18-30	33	30-40	Polished / Honed / Brushed
300x600	27	22-32	-	-	Polished / Honed / Brushed
400x600	27	22-32	-	-	Polished / Honed / Brushed
600x600	27	22-32	-	-	Polished / Honed / Brushed
600x900	27	22-32	-	-	Polished / Honed / Brushed



Avusturalya Sydney Shopping Center




Avusturalya Sydney Shopping Center




Avusturalya Sydney Shopping Center




Avustralya Sydney Shopping Center



Avustralya Sydney Shopping Center



Avustralya Sydney Shopping Center




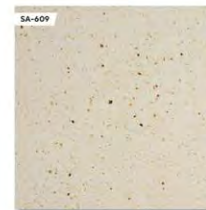



Avustralya Sydney Shopping Center

SPECIAL PRODUCTION TERRAZO TILES

AS KARO

Colours and models those are not available in our serial production for usage at interior and exteriors can be developed in project specific colour and surfaces and manufactured with requested strength and durability.

- ▶ Highly resistant products with 29-33 mm thickness for raised coverings
- ▶ Colours to be selected from rale catalogue
- ▶ Tiles providing heat insulation



All our products given in this catalogue can be manufactured in sets as given in this table regarding colour and pattern.

Terrazzo Tile	Stair Step L Shaped Flat (Tread + Riser) L Flat Stair Block Stair	Windowsill Flat L Shape	Capstone Flat L Shaped U Shaped	Corner Coating L Shaped	Landscaping Kerb Water Spout Step Stone	Flower Bed Banks Landmark	FACADE
✓	✓	✓	✓	✓	✓	✗	✓




Size Options (mm)	Thickness Options (mm)				Surface Options
	Single Layer		Double Layer		
	Standard	Other	Standard	Other	
300x300	16	14-20	30	30-35	Polished / Honed / Brushed
333x333	16	16-20	30	30-35	Polished / Honed / Brushed
400x400	16	18-30	33	30-40	Polished / Honed / Brushed
300x600	27	22-32	-	-	Polished / Honed / Brushed
400x600	27	22-32	-	-	Polished / Honed / Brushed
600x800	27	22-32	-	-	Polished / Honed / Brushed
600x800	27	22-32	-	-	Polished / Honed / Brushed

Quartz and silica aggregates are manufactured by being combined with high dose cement. Process is performed depending on the requested surface. Surfaces of terrazzo tiles used at interiors are honed and matte. The percentage of quartz-silica and marble can change according to the customer needs.

Hardness level of silica and quartz is 7-8. This hardness is within the group of stones those can be scratched by applying force with riffler.

Note: Turkish pose numbers are between 15.400.1301 and 15.400.1305 in unit price tariffs.






Size Options (mm)	Thickness Options (mm)				Surface Options
	Single Layer		Double Layer		
	Standard	Other	Standard	Other	
300x300	16	14-20	-	-	Polished / Honed / Brushed
333x333	16	16-20	-	-	Polished / Honed / Brushed
400x400	18	18-30	-	-	Polished / Honed / Brushed
300x600	27	22-32	-	-	Polished / Honed / Brushed
400x600	27	22-32	-	-	Polished / Honed / Brushed
600x600	27	22-32	-	-	Polished / Honed / Brushed
800x800	27	22-32	-	-	Polished / Honed / Brushed

Specially processed aggregates are manufactured through combining with cement having high heat resistance for interiors and exteriors.

- ▶ Resists 1100 degree temperature.
- ▶ Aside " ph " level is durable from 4 to 13.
- ▶ It has alternatives with low and high corrosion resistance.

Note: These specifications are valid only for heat resistant terrazzo tiles. It does not cover other products in the catalog.



Size Options (mm)	Thickness Options (mm)				Surface Options
	Single Layer		Double Layer		
	Standard	Other	Standard	Other	
300x300	16	14-20	-	-	Polished / Honed / Brushed
333x333	16	16-20	-	-	Polished / Honed / Brushed
400x400	18	18-30	-	-	Polished / Honed / Brushed
300x600	27	22-32	-	-	Polished / Honed / Brushed
400x600	27	22-32	-	-	Polished / Honed / Brushed
600x600	27	22-32	-	-	Polished / Honed / Brushed
800x800	27	22-32	-	-	Polished / Honed / Brushed


TERRAZZO EXTERIOR WASHCONCRETE TILES

AS KARO

Marble, granite, quartz, basalt, andesite, etc. all marble aggregates are combined with cement for usage at exteriors and manufactured in two layers. Stair steps, windowsill, capstone, flower bed, bank, table, dust bin and many auxiliary products can be manufactured as a set with the selected product model.


Fading problem is not in question since natural stones are original for colouring the product. Frost resistance is available. Highly resistant against corrosion. It can be manufactured with more than 100 colours.

Note: Turkish Pose numbers are between 15.405.1601 and 15.405.1606 in unit price tariffs.



WASHCONCRETE TILES FOR EXTERNAL USE


AS KARO



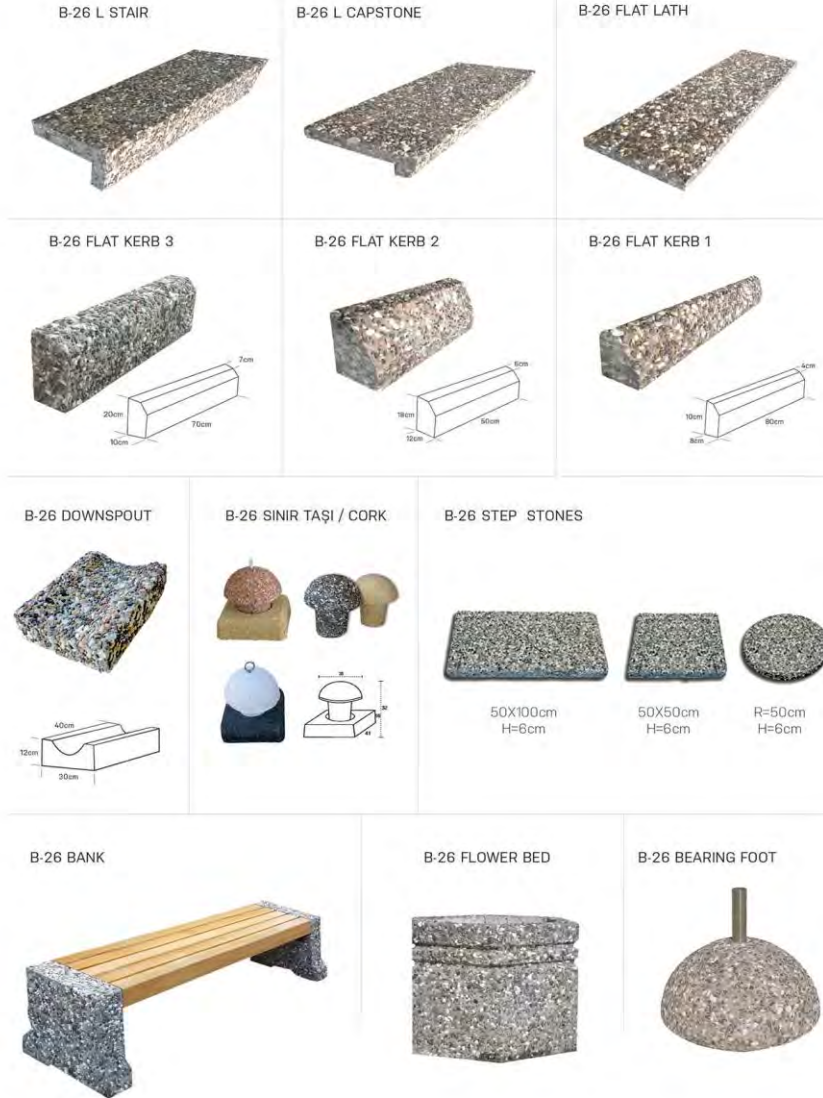
All our products given in this catalogue can be manufactured in sets as given in this table regarding colour and pattern.

Terrazzo Tile	Stair Step L Shaped Flat (Tread + Riser) L Flat Stair Block Stair	Windowsill Flat L Shape	Capstone Flat L Shaped U Shaped	Corner Coating L Shaped	Landscaping Kerb Water Spout Step Stone	Flower Bed Banks Landmark	FACADE
✓	✓	✓	✓	✓	✓	✓	✓














Size Options (mm)	Thickness Options (mm)		Surface Options
	Double Layer		
	Standard	Other	
300x300	30	30-35	Washconcrete
333x333	30	30-35	Washconcrete
400x400	33	33-40	Washconcrete
300x600	35	35-40	Washconcrete
400x600	35	35-40	Washconcrete
600x600	35	35-40	Washconcrete
Independent x Independent	50	40-60	Washconcrete



FLOWER BED WITH WASHCONCRETE SURFACE

AS KARO







Ready-mixed concrete flowerbeds are produced with washconcrete surface in appropriate colors. Visible surfaces washconcrete from factory will be surfaced. It is equipped with iron.

<p>Flower Bed</p>  <p>Diameter:70cm Height:50cm</p>	<p>Flower Bed</p>  <p>Diameter:88cm Height:80cm</p>	<p>Flower Bed</p>  <p>Diameter:70cm Height:50cm</p>
<p>Flower Bed</p>  <p>Short Edge:60cm Long Edge:100cm Height:57cm</p>	<p>Flower Bed</p>  <p>Diameter:145cm Height:66cm</p>	<p>Flower Bed</p>  <p>Short Edge:35cm Long Edge:100cm Height:57cm</p>
<p>Flower Bed</p>  <p>Short Edge:60cm Long Edge:100cm Height:57cm</p>	<p>Flower Bed</p>  <p>Short Edge:60cm Long Edge:100cm Height:57cm</p>	<p>Bearing Foot</p>  <p>Diameter:48cm Height:33cm</p>




BENCH


AS KARO

<p>WB-01</p>  <p>137cm 42cm 12cm 162cm 42cm 137cm</p>	<p>WB-02</p>  <p>138cm 55cm 164cm 50cm 12cm</p>
<p>WB-04</p>  <p>300cm 216cm</p>	<p>WB-05</p>  <p>20cm 55cm 137cm 163cm 71cm 50cm</p>
<p>WB-06</p>  <p>58cm 34cm 149cm</p>	<p>SITTING GROUP</p>  <p>80cm 120cm 140cm 40cm 10cm 50cm 32cm</p> <p>Seat h = 55 Table h = 80</p>

Bearing foot of banks are wash concrete and seating parts are impregnated wood. Foot colours can be manufactured from all colours of wash concrete tile.







TED Hatay College



Tarsus Amerikan College



Kahramanmaraş Sütcü İmam University



Tarsus Zoo



Atatürk Park



Aquapark



Mersin Servet Tazegül Olympic Hall



TERRAZZO EXTERIOR PAVEMENT TILES


AS KARO

0-15 mm sized marble aggregates are manufactured by being combined with cement. They can be manufactured in all colours.

Corrosion resistance is very high. They are coloured by using unfading oxide paints with colours suitable for the requested product colour.

They are very durable against shocks and corrosion proof. Most preferred colours are red, yellow, grey, white and brown.

Note: Turkish pose numbers are between 15.405.1001 and 15.405.1006 in unit price tariffs.




All our products given in this catalogue can be manufactured in sets as given in this table regarding colour and pattern.

Terrazzo Tile	Stair Step L Shaped Flat (Tread + Riser) L Flat Stair Block Stair	Windowsill Flat L Shape	Capstone Flat L Shaped U Shaped	Corner Coating L Shaped	Landscaping Kerb Water Spout Step Stone	Flower Bed Banks Landmark	FACADE
✓	✗	✗	✗	✗	✗	✗	✗



TERRAZZO EXTERIOR PAVEMENT TILES

AS KARO



TERRAZZO EXTERIOR PAVEMENT TILES

AS KARO®



Size Options (mm)	Thickness Options (mm)				Surface Options
	Single Layer		Double Layer		
	Standard	Other	Standard	Other	
300x300	-	-	30	30/35	Colored / Patterned / Grooved
333x333	-	-	30	30/35	Colored / Patterned / Grooved
400x400	-	-	35	30/40	Colored / Patterned / Grooved

TERRAZZO EXTERIOR PAVEMENT TILES

AS KARO®



TERRAZZO EXTERIOR PERCEIVABLE AGGREGATED TILES

AS KARO®

These group of tiles is used for blind people.

0-15 mm sized marble aggregates are manufactured by being combined with cement. They can be manufactured in all colours.

Corrosion resistance is very high. They are coloured by using unfading oxide paints with colours suitable for the requested product colour.




- ▶ They are very durable against shocks and corrosion proof.
- ▶ Preferred colour is yellow.

▶ Dots and lines on them vary depending on life spaces. Please contact with AS KARO for getting information regarding products to be used in all areas.



TERRAZZO EXTERIOR PERCEIVABLE AGGREGATED TILES

AS KARO®



All our products given in this catalogue can be manufactured in sets as given in this table regarding colour and pattern.

Terrazzo Tile	Stair Step L Shaped Flat (Tread + Riser) L Flat Stair Block Stair	Windowsill Flat L Shape	Capstone Flat L Shaped U Shaped	Corner Coating L Shaped	Landscaping Kerb Water Spout Step Stone	Flower Bed Banks Landmark	FACADE
✓	✗	✗	✗	✗	✗	✗	✗





Size Options (mm)	Thickness Options (mm)	
	Double Layer	
300x300	30-35	
400x400	33-40	

For outdoor use, quartz aggregates are bonded with high-dose cement.
Produced in 2 layers.

Surface treatments for outdoor use; matt, sandblasted surfaces.
The hardness of quartz is 7-8. Applying force with this hardness eye
can be drawn stones.

Note: Turkish pose numbers in unit price descriptions are between 15.405.1501 and
15.405.1506.



All our products given in this catalogue can be manufactured in sets as given in this table regarding colour and pattern.

Terrazzo Tile	Stair Step L Shaped Flat (Tread + Riser) L Flat Stair Block Stair	Windowsill Flat L Shape	Capstone Flat L Shaped U Shaped	Corner Coating L Shaped	Landscaping Kerb Water Spout Step Stone	Flower Bed Banks Landmark	FACADE
✓	✓	✓	✓	✓	✓	✗	✓



Size Options (mm)	Thickness Options (mm)				Surface Options
	Single Layer		Double Layer		
	Standard	Other	Standard	Other	
300x300	20	14-20	30	30-35	Honed / Flat Cut
333x333	20	16-20	30	30-35	Honed / Flat Cut
400x400	30	18-30	30	30-40	Honed / Flat Cut
300x600	27	22-32	-	-	Honed / Flat Cut
400x600	27	22-32	-	-	Honed / Flat Cut
600x600	27	22-32	-	-	Honed / Flat Cut
600x800	27	22-32	-	-	Honed / Flat Cut



Mersin Marina



Mersin Marina



Mersin Marina



Mersin Marina



Mersin Marina



Mersin Marina



Mersin Marina




Mersin Marina

Marble and Granit aggregates are manufactured by combining with 450 dose cement for exterior use. Final surface process is performed depending on the requested surface. Surface processes those may be performed for exterior use are brushed, sandblasted and antique. They can be manufactured with hundreds of different colours.

There are 1200 different models in our current colour chart. Stair steps, windowsill, capstone, plinth can be manufactured as a set with the selected product model. They do not contain chemical substances, not harmful for health and hygienic.

Marble Agregated: Turkish pose numbers in unit price descriptions are between 15.405.1101 and 15.405.1106.
Granit Agregated: Turkish pose numbers in unit price descriptions are between 15.405.1201 and 15.405.1206.



All our products given in this catalogue can be manufactured in sets as given in this table regarding colour and pattern.

Terrazzo Tile	Stair Step L Shaped Flat (Tread + Riser) L Flat Stair Block Stair	Windowsill Flat L Shape	Capstone Flat L Shaped U Shaped	Corner Coating L Shaped	Landscaping Kerb Water Spout Step Stone	Flower Bed Banks Landmark	FACADE
✓	✓	✓	✓	✓	✓	✗	✓



Size Options (mm)	Thickness Options (mm)				Surface Options
	Single Layer		Double Layer		
	Standard	Other	Standard	Other	
300x300	18	14-20	30	30-35	Brushed / Sandblasted / Patinato / Mucarta
333x333	16	18-20	30	30-35	Brushed / Sandblasted / Patinato / Mucarta
400x400	18	18-30	33	30-40	Brushed / Sandblasted / Patinato / Mucarta
600x300	27	22-32	-	-	Brushed / Sandblasted / Patinato / Mucarta
600x400	27	22-32	-	-	Brushed / Sandblasted / Patinato / Mucarta
600x600	27	22-32	-	-	Brushed / Sandblasted / Patinato / Mucarta
800x800	27	22-32	-	-	Brushed / Sandblasted / Patinato / Mucarta

Tumbled / Patinato





Küçükçekmece Atakent Park - Istanbul



Küçükçekmece Atakent Park - Istanbul



Arma Housing - Saray Construction



Gökkuşuğu Housing - Saray Construction



Gökkuşuğu Housing - Saray Construction



Arma Housing - Saray Construction



Arma Housing - Saray Construction



Ted College - Hatay



Antalya Expo - Tram


BASALT AND ANDESITE AGGREGATED TERRAZZO TILES FOR EXTERNAL USE AS KARO

Manufactured with basalt and Andasite aggregates by combining with 450 dose cement. Surface processes those can be performed for exterior use are polishing, honing, sand blasting, bushing and washconcrete. Hardness of basalt and Andasite marble is higher than normal marbles. Therefore, products made of basalt mosaic have higher resistance. Stair steps, windowsill, capstone, plinth, etc. can be manufactured as a set with the selected product model. Also, polished production can be performed for interiors.

- ▶ Terrazzo basalts and Terrazzo Andesites have a more stable strength than natural cut basalts and andesites.
- ▶ Weak veins naturally available in natural basalt and andasite marble are not available in terrazzo basalts, andasite.
- ▶ Therefore, surface deformations do not occur during the product use.

Basalt Agregated: Turkish pose numbers in unit price descriptions are between 15.405.1401 and 15.405.1406.

Andasite Agregated: Turkish pose numbers in unit price descriptions are between 15.405.1301 and 15.405.1306.



All our products given in this catalogue can be manufactured in sets as given in this table regarding colour and pattern.


Terrazzo Tile	Stair Step L Shaped Flat (Tread + Riser) L Flat Stair Block Stair	Windowsill Flat L Shape	Capstone Flat L Shaped U Shaped	Corner Coating L Shaped	Landscaping Kerb Water Spout Step Stone	Flower Bed Banks Landmark	FACADE
✓	✓	✓	✓	✓	✓	✗	✓




Size Options (mm)	Thickness Options (mm)				Surface Options
	Single Layer		Double Layer		
	Standard	Other	Standard	Other	
300x300	20	14-20	30	30-35	Polished / Brushed / Sandblasted / Mosaic / Flat Cut / Washconcrete
333x333	20	16-20	30	30-35	Polished / Brushed / Sandblasted / Mosaic / Flat Cut / Washconcrete
400x400	27	18-30	33	30-40	Polished / Brushed / Sandblasted / Mosaic / Flat Cut / Washconcrete
300x600	30	22-32	-	-	Polished / Brushed / Sandblasted / Mosaic / Flat Cut / Washconcrete
400x600	30	22-32	-	-	Polished / Brushed / Sandblasted / Mosaic / Flat Cut / Washconcrete
600x600	30	22-32	-	-	Polished / Brushed / Sandblasted / Mosaic / Flat Cut / Washconcrete
600x800	30	22-32	-	-	Polished / Brushed / Sandblasted / Mosaic / Flat Cut / Washconcrete



Berden Park




Arma Housing



Borsa İstanbul Towers



Gökkuşuğu Housing



Arma Housing




Adana City Hospital



Mezitli Coastal Road / Andesite Terrazo



Adana City Hospital



Adana City Hospital



Adana City Hospital

RAISED TILING SYSTEM

AS KARO

All products preferred in AS KARO are suitable for raised tiling with 60x60x3,2cm and 40x40x3cm sizes, polished, honed, sandblasted, aged and washconcrete surface options.



TECHNICAL FEATURES

- ▶ High chemical durability (for plastic carrier)
- ▶ Resistivity (electrical, heat and sound)
- ▶ Flexibility and shock resistance
- ▶ Resistance Against Atmospheric Conditions
- ▶ Water Repellent
- ▶ Resistance UV
- ▶ High load strength

APPLICATION

- ▶ Application starts from any corner in the space.
- ▶ It is placed with 60x60 and 40x40 sizes depending on stability of tiling material.





E0 35.50 mm, E1 50.75 mm, E2 71.10 mm, E3 110.180 mm, E4 136.210 mm, E5 213.330 mm, E6 270.440 mm, E7 340.550 mm, E8 400.650 mm

QUANTITY OF USAGE CONSUMPTION

Floor Tray Dimensions	m2 / Piece
40 x 40 cm	7,8
50 x 50 cm	5
40 x 60 cm	5
60 x 60 cm	3,8

RAISED FLOORING SYSTEM

AS KARO



Size Options (mm)	Thickness Options (mm)				Surface Options
	Single Layer		Double Layer		
	Standard	Other	Standard	Other	
400x400	30	-	35	-	Brushed / Polished / Sandblasted / Washconcrete / Honed
600x600	32	-	-	-	Brushed / Polished / Sandblasted / Honed


PRECAST STAIR STEPS

AS KARO®

Factory prepared marble, granite, andesite, basalt and quartz-silica aggregated stair steps are combined with at least 450 dose portland cement with crushed marble aggregates at 100% rate in 0-25 mm sizes and manufactured as single layer in ribbed (min 5 mm) iron equipped special moulds. It is manufactured with minimum 4 cm thickness. Compressed through vibration. All apparent surfaces are polished or requested surface process is applied. In order to maintain equal wall thickness of non-apparent surfaces, it is manufactured as cut and trimmed. Sizes are taken separately from all construction sites for every step in rotary, fan shaped L type stairs. Suitable special moulds are made for each size taken and manufactured with the above mentioned method.

- ▶ L stairs
- ▶ Flat stairs
- ▶ L Flat stairs
- ▶ Laths

L Stairs: Turkish pose numbers in unit price descriptions are between 15.430.1101 and 15.430.1105.
Flat Stairs: Turkish pose numbers in unit price descriptions are between 15.430.1001 and 15.430.1005.



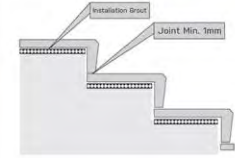
PRECAST STAIR STEPS

AS KARO®

L-Stair




L-Cold Frame



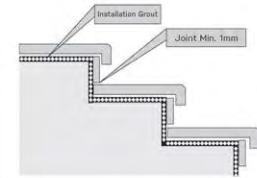
L-Skirting

L-Stair Installation Detail

L Flat Stair



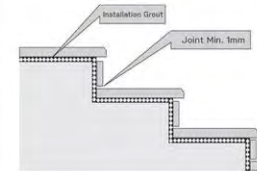
L-Cold Frame



L-Skirting

L Flat Stair Installation Detail


Flat Stair



Flat Skirting

Flat Stair Installation Detail

Rotary Stair



PRECAST STAIR STEPS

AS KARO

Front and side view of block stairs are 10 cm thick regarding shape. However, net thickness is 4,5 cm. It can be manufactured with all kinds of surface processes by connecting with iron equipped 450 dose cement.

Surface Options

Brushed / Polished / Sandblusted / Honed



BLOCK STAIR

LANDING LATH



2 short 1 long Side Enclosed Block Step



1 short 1 long Side Enclosed Block Step



1 Short Side Enclosed Landing Lath



1 Long Side Enclosed Landing Lath



2 Short Side Enclosed Landing Lath



Flat Lath



STEP AND TILE ACCESSORIES PLINTHS AND COLD FRAMES

AS KARO

TILE PLINTH - SKIRTING

Artificial Stone Plinths are manufactured in 3 types with 6-12 cm height, 16-19 mm thickness (Flat Cut, Chamfered and flat cut over polished).

Note: Turkish pose number is 15.405.1701 in unit price tariffs.

L PLINTH - SKIRTING

It is manufactured with L shape at height suitable for terrazzo tile plinth in the existing space (miter), and with fibre grain additives in same angle, same colour with lateral and vertical angles of existing applied stair. Apparent surfaces are manufactured in the factory as glazed.

Note: Turkish pose number is 15.430.1201 in unit price tariffs.

L SHAPED STAIR COLD FRAME

It is manufactured with L shape with minimum 4 cm thickness (miter), and with fibre grain additives in same angle, same colour with lateral and vertical angles of existing applied stair. Apparent surfaces are manufactured in the factory as glazed and polished.

Note: Turkish pose number is 15.430.1202 in unit price tariffs.

TILE PLINTH - SKIRTING



L PLINTH - SKIRTING L COLD FRAME L COLD FRAME L PLINTH - SKIRTING



STAIR ACCESSORIES ANTI-SKIDDING BELTS

It is applied with average 4 cm thickness into 3-4 cm interior of joint point of step part of stair with the face. In addition to standard manufacturing, steps are additionally processed. Provides anti-slipping.

Note: Turkish pose number is between Y.26.015/901 to 912 in unit price tariffs.



WINDOWSILL, COOPING, CAPSTONE

AS KARO®

Precast; In parapet battles, windowsills, edge corner coverings, can be produced with crushed marble, granite, basalt, andazite, quartz aggregates in sizes between 0-25 mm are bonded with 450 dose portlant cement and are produced as single layer in ribbed (min 5mm) iron reinforced special molds.

It is compacted by vibration. The visible surfaces are polished or machined to the desired surface. Invisible surfaces are cut and shaved to ensure uniform wall thickness. For external use, the dropper channel can be opened. It is produced in the same color and texture as the existing floor and stair color.

Note: The number of poses in the unit price recipes of flat battles is between 15.430.1301 to 15.430.1304

Note: The L number of poses in the unit price recipes is between 15.430.1401 to 15.430.1404

Note: The unit number description of the U-Shaped battles is between 15.430.1501 to 15.430.1504



FLAT CAPSTONE



L CAPSTONE



U CAPSTONE



CORNER CAPSTONE




FLAT WINDOWSILL



L WINDOWSILL



U CAPSTONE



CORNER MEMBER
EDGE, CORNER TILINGS

Depth: 30-50 cm
Height: 20-30 cm
Length: 100-200 cm



WATER GUTTER ELEMENT

WIBDOWSILL - PARAPET/BULWARK - COPING

AS KARO®



Sea Tower



Park Mozaik - Ankara



Sea Tower







Park Mozaik - Ankara









Park Mozaik - Ankara



Sea Tower








AUSTRALIA REFERENCES

AS KARO®



Australia Sydney Shopping Center



Australia Sydney Shopping Center



Australia Sydney Shopping Center



Australia Sydney Shopping Center

FRANCE REFERENCES

AS KARO®




Fransa Terrace Raised Flooring



Fransa Terrace Raised Flooring



Fransa Terrace Raised Flooring



Fransa Teras Terrace Raised Flooring



Fransa Terrace Raised Flooring



Fransa Terrace Raised Flooring

AZERBAIJAN REFERENCES

AS KARO®



GERMANY REFERENCES

AS KARO®





Maldives - Alibey



Maldives - Alibey




Maldives - Alibey



Maldives - Alibey



Maldives - Alibey



Maldives - Alibey




Maldives - Alibey





Maldives - Alibey




Maldives - Alibey



Maldives - Alibey






Kadiköy Kartal Metro Station




Kadiköy Kartal Metro Station



Kadiköy Kartal Subway Line




Kadiköy Kartal Metro Station



Kadiköy Kartal Metro Station



Antalya Expo Tram



Antalya Expo Tram



Antalya Expo Tram




Antalya Expo Tram




Antalya Expo Tram



Ford Trucks



Ford Trucks




Tuv Türk



Borsa Istanbul Towers



Ekinci Terrace




Rönesans



Altınoran



Private Villa / Antakya



Tarsus Bus Station



Maraş Süleymanî University



Tarsus Aqua Park



Merzifon Atatürk Park



TED College Antakya



Türpaş Batman



Narin Hotel / Antakya



Gaziantep Şehit Kamil Municipal Park



Mersin B2 çarşı



Aksaray Sidewalk




Mersin Atatürk Park



Tarsus Wedding Hall






Yenişehir Park



Mersin International Port


REFERENCES

AS KARO



REFERENCES

AS KARO





Mersin Atatürk Park



Leman Kültür



Saray Construction

PACKING AND SHIPMENT

The following table contains pallet, transport and packaging information for As Karo's standard size Terrazo tiles.

Terrazo Tile Dimensions	Package Information		Container		Materials Used in Packages
	Weight 1 m ² Weight(kg)	Pallet Sizes (cm)	How much m ² Loaded in 1 Pallet (m ²)	How much m ² can be loaded based on 20 DC Container 24-Ton (590x236 cm)	
40x40x1,8	47kg	120x80cm	34,56 m ²	500 m ²	Pallet Styropor Circle Bracket
33x33x1,6	40kg	100x100cm	40,00 m ²	600 m ²	
30x30x1,6	40kg	100x100cm	32,40 m ²	600 m ²	
40x40x1,8	47kg	120x80cm	34,56 m ²	500 m ²	Pallet Styropor Circle Bracket Stretch Box
33x33x1,6	40kg	100x100cm	40,00 m ²	600 m ²	
30x30x1,6	40kg	100x100cm	32,40 m ²	600 m ²	
50x50x2,7	65kg	120x60cm	14,00 m ²	360 m ²	Pallet Styropor Circle Bracket Stretch Box
30x60x2,7	65kg	120x60cm	20,21 m ²	360 m ²	
60x60x2,7	65kg	120x60cm	20,21 m ²	360 m ²	

Pallet Options

Standard Pallet



Box Pallet



Crate Pallet



Precast Pallet



WEIGHT OF PRODUCTS ACCORDING TO THICKNESS

Thickness	1m ²	Load Capacity		
	Ağırlık	24 Ton	20 Ton	16 Ton
1,6cm	40kg	600 m ²	500 m ²	400 m ²
1,8cm	45kg	530 m ²	440 m ²	350 m ²
2,0cm	50kg	480 m ²	400 m ²	320 m ²
2,2cm	55kg	430 m ²	360 m ²	290 m ²
2,4cm	60kg	400 m ²	330 m ²	270 m ²
2,5cm	62,5kg	380 m ²	320 m ²	250 m ²
3,0cm	75kg	320 m ²	270 m ²	210 m ²
3,2cm	80kg	300 m ²	250 m ²	200 m ²
4,0cm	100kg	240 m ²	200 m ²	160 m ²
4,2cm	105kg	230 m ²	190 m ²	150 m ²

SKIRTING MEASUREMENT, THICKNESS AND WEIGHT INFORMATION

Dimensions	Weight/Mtl
60x6x2,7	3,50 kg/mtl
50x6x2,7	3,50 kg/mtl
40x6x1,8	2,70 kg/mtl
33x6x1,6	2,76 kg/mtl
30x6x1,6	2,76 kg/mtl



The information in the tables above are approximate. Loading capacities are adjusted during transport and can be increased or decreased depending on the legal capacity of trucks and trucks.

RECOMMENDATIONS REGARDING TRANSFER AND STOCKING

- Products are prepared for shipment in pallets. Lateral and vertical placed protective styropor is available between pallets and products. It is tied with stripe circles for preventing dispersion during shipment.
- Our products are delivered on truck at factory.
- Protect corner edge sections and surface quality during application and shipment.
- Processed surfaces of products should adhere to each other for protecting surfaces.
- Tile pallets generally as single line. Pile maximum 2 lines in narrow areas.
- Always pile precast products such as stairs in single line.
- Vehicles must be unloaded via forklift, otherwise should be piled as face to face at vertical position.
- Most suitable vehicle is forklift for unloading products arriving the work site. Deformation is in question during unloading operations performed with crane or rescuer. Attention should be paid. Products should be piled in vertical position and wooden laths should be placed between vertical angles for performing manual unloading.
- Maximum attention should be given to edge and corner evenness during lateral and vertical shipments.
- During placement of pallets on ground, regardless of the used vehicle, ground must be flat and pallets should be placed on the ground slowly and parallel.

RECOMMENDATIONS FOR USE AND CLEANING

- NEVER USE acid containing cleaning substances. SOFT SOAP can be used for cleaning.
- **Products to be used for cleaning should not contain acid and acid derived chemicals. They should not contain salt and caustic (detergent derivatives). Otherwise, surface shall be deformed. All acidic products damage the cement component and deform its surface.**
- In case of contamination, immediately clean with liquid detergent not containing acid and flush with plenty of water. Sawdust must not used for protecting the glaze.
- In case of contamination, immediately clean with cleaning liquid suitable for the dirt type that is not detergent derivative and having bio-degradation feature and flush with plenty of water.
- Please receive approval from AS KARO prior to using synthetic glazes considered to be externally used on the surface.
- Henkel products or equal products can be used for cleaning and maintenance of products. Help should be requested from authorized persons regarding material to be used; pilot applications should be requested, if required.
- A guarantee should be requested regarding the product to be used not to damage cement based materials.
- Wheel selections of carts used between machines should be performed well similar to yarn factories. Wheels with soft pattern and not damaging the tile surface should be used. (Wheels with large diameter, large width and soft pattern should be used). Salt raises the freezing level very quickly. This change may cause, breaking the organic ties inside the terrazo.
- Bond breakage causes continued deformation starting from the product surface. Therefore
- SALT should never be used to dissolve the icing. All kinds of salt to be used will cause damage.
- Non-acidic chemical liquids may be used to defrost. However, with the product to be used we suggest to take a statement that writes on it " it will not damage the concrete slabs with cement components ".
- The wheel selection of the trolleys used between the machines as in the spinning mills should be done well.
- Use a soft-textured wheel that will not damage the tile surface. (Large diameter, wide width and soft textured wheels should be used.) *



ISSUES TO BE CONSIDERED DURING INSTALLATION

- The area to be covered should be cleaned and moisturised.
- Extreme heat, extreme cold, extreme wind and rain adversely affect laying mortar. Be careful. In such cases, all necessary precautions should be taken. If precautions cannot be taken, assembly should not be performed.
- Preparing the grout material; 2 gauges of portland cement, 8 gauges of screened sand or 0-5 mm screened crushed chips or sand mixture should be mixed as dry, prepared mixture should be used by watering separately. Watered mixture should be consumed in 15-20 minutes.
- You can increase the dosage of grout material by using less sand or chips.
- Grout spaces should not be available under Terrazzo Tiles during installation. These spaces generally seen at 2 corner or 4 corner joint places of tiles. This is caused by the trowel movement made by the tiling master for cleaning tile edge during tiling. Spaces under tiles cause breaking during usage.
- Tile installation should be made by leaving 2 mm space (2 mm plus should be used).
- Use rubber hammer during placement.
- Everything to contaminate the product should be prevented during and after tiling.
- Excessive hot, excessive cold, excessive wind and rain may negatively affect the tiling grout. Pay attention.
- Thickness of tiling group varies depending on the tiling type.
- If it will be performed by pouring cement slurry on the grout mixture, it should be between 15-30 mm, and if tiling will be performed through bedding by laying damp levelling grout at bottom and wet grout on the top, it should be between 30-50 mm.
- WARNING: Cracks may be seen if the thickness is more than recommended.
- AS KARO should be consulted if a different tiling method is used.
- Terrazzo tiles should be installed by leaving joint spaces. These spaces are closed by filling joint spaces following the installation operation. It is important to completely fill joint spaces. Putty (fuga - points) application has 2 functions. Primarily tiles should be interlocked, secondarily spaces under tiles (particularly 4 corner joint places) should be filled. It should be performed by repeating 2-3 times.
- Please wait for 10 days for seeing final status of products with completed installation. This period is enough for dehumidifying the tiling grout.
- The shipped tiles should be used within 2.5 months at most. Otherwise the surface finish will interfere. If the stock time exceeds 2.5 months, please ask AS KARO for packaging that will withstand the stock time.
- Product assembly should not be done while rough construction is in progress. Otherwise, there may be problems such as contamination, breakage, scratching caused by rough construction usage errors.
- The applied area should not carry rough construction load and should not be exposed to rough construction traffic.
- The application area should not be printed on the first day and should not be used on the first 7days.



RECOMMENDATIONS DURING POINTING / JOINT FILLING

- ▶ Joint filling should be performed 3-7 days following the installation depending on weather conditions.
- ▶ Construction wastes should be cleaned and humidified between joints prior to applying putty to installed products. Cleaning can be performed with a thin end stick.
- ▶ White cement and marble powder mixture (colouring pigment, if required) should be watered until reaching ayran stiffness for joint filling operation. It should be applied in vertical and cross forms with floor squeegee for full placement between joints at least for 2 times.
- ▶ Last layer should be applied as viscous (putty).
- ▶ Application should be repeated in case of any spaces or collapses.
- ▶ Cement + marble powder (colouring dye) mixture should be used in dry condition during joint filling.
- ▶ Surface should be washed with soft soap and flushed with plenty of water at least 12 hours following completion of application.



AS KARO PRODUCTS QUALITY TEST TABLES

Experiments	TSE Standards		As Karo		
Fracture Load	2,5 kN - 3 kN		2,9 kN - 4 kN		
Flexural Strength	5 MPa		6 MPa - 8 MPa		
Water Absorption	< %8		%2 - % 6		
Wear	Capon Test (mm)	Böhme Test (cm ² / 50 cm ²)	Capon Test (mm)	Böhme Test (cm ² / 50 cm ²)	
	<25 mm	30 cm ² / 50 cm ²	15-22 mm	16-20 cm ² / 50 cm ²	
Slip	Not Requested		USRV Ramp		
			Polished	40 - 45	R9
			Honed	45 - 50	R9 - R10
			Tumbled	40 - 50	R10
			Sandblasting	55 - 80	R10 - R11



AS KARO®
İlker OVACILLI
 General Manager
 +90 532 413 30 03
 Bağlarbaşı Mah. Sk.67700 No:18
 Huzurkent/Akdeniz/Mersin/TURKIYE
 Phone : +90 324 646 44 55 (pbx)
 Fax : +90 324 646 44 59
 ilker@askaro.com.tr
 www.askaro.com.tr

AS KARO®
Ozan KAYHAN
 Marketing Manager
 +90 532 474 26 13
 Bağlarbaşı Mah. Sk.67700 No:18
 Huzurkent/Akdeniz/Mersin/TURKIYE
 Phone : +90 324 646 44 55 (pbx)
 Fax : +90 324 646 44 59
 ozan@askaro.com.tr
 www.askaro.com.tr

All kinds of reproductions, ideas and publication rights related to this catalog Askaro Ltd. Ltd. Şti. Unauthorized reproduction, copying of one or more parts or inspired by a certain part; Relevant: Intellectual and Artistic Works, Turkish Penal Code, Turkish Commercial Code, Decree Law on the Protection of Trademarks and Tax Law will be faced with the crime of tax evasion and criminal and compensation cases.

ASKARO®

/Established In 1974 By **Bekir Ovacilli**

V-Card



As Karo Factory Head Office



Bağlarbaşı Neighb. 67700 St. No:18 Huzurkent / Mediterranean / Mersin / TURKEY
Phone : +90 324 646 44 55 GSM: +90 532 413 30 03 FAX: +90 324 646 44 59

Branch Office

Yeni Neighb. Cemal Paşa St. (107 Cd.) Doğanlar Apt. No: 66/A Mersin / TURKEY
Phone : +90 324 231 39 79 FAX: +90 324 231 17 44

E-Mail

askaro@askaro.com.tr

ISO 9001-2008   TS-213:1,2 / EN 13748:1,2 / TSE 14843 / GOST "TOCT"

EKİM 2019 / FUBA